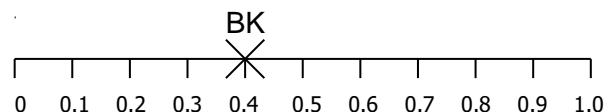


### Three in a row


For this game you need a calculator.  
Draw a line like this:



- ◆ Take it in turns to choose a fraction, say  $\frac{2}{5}$ . Use the calculator to convert it to a decimal (i.e.  $2 \div 5 = 0.4$ ) and mark your initials at this point on the line.
- ◆ The aim of the game is to get 3 crosses in a row without any of the other player's marks in between.
- ◆ Some fractions are harder to place than others, e.g. ninths.

### Flowers

- ◆ Take turns to think of a flower.



- ◆ Use an alphabet code, A = 1, B = 2, C = 3... up to Z = 26.
- ◆ Find the numbers for the first and last letters of your flower, e.g. for a ROSE, R = 18, and E = 5.
- ◆ Multiply the two numbers together, e.g.  $18 \times 5 = 90$ .
- ◆ The person with the biggest answer scores a point.
- ◆ The winner is the first to get 5 points.

When you play again you could think of animals, or countries.


# Helping your child with Maths



## Year 6b

# Targets – Year 6

**By the end of Year 6, most children should be able to...**

- Know all tables to 10 x 10, especially for division, e.g.  $63 \div 7 = 9$ , and quickly work out remainders.
- Multiply and divide decimals by 10 or 100 in their heads, e.g.  $2.61 \times 10$ ,  $53.2 \div 100$ .
- Put numbers, including decimals, in order of size, e.g. 1.06, 0.099, 0.25, 1.67.
- Use pencil and paper to add and subtract decimals, e.g.  $3.91 + 8.04 + 24.56$ , or  $13.3 - 1.27$ .
- Use pencil and paper to multiply and divide, e.g.  $387 \times 46$ ,  $21.5 \times 7$ ,  $539 \div 13$ ,  $307.6 \div 4$ .
- Cancel fractions e.g. reduce  $\frac{4}{20}$  to  $\frac{1}{5}$ , and work out which of two fractions is bigger, e.g.  $\frac{7}{12}$  or  $\frac{2}{3}$ .
- Work out simple percentages of whole numbers, e.g. 25% of £90 is £22.50.
- Estimate angles and use a protractor to measure them.
- Work out the perimeter and area of simple shapes that can be split into rectangles, e.g. 
- Solve word problems and explain their methods.
- Use co-ordinates to plot the position of points.
- Understand and use information in graphs, charts and tables.

## About the targets

These targets show some of the things your child should be able to do by the end of Year 6.

Some targets may be more complex than they seem, e.g. children may know how to work out sums on paper but need to see when it is quicker to work them out in their heads.

## Fun activities to do at home

### Recipes

Find a recipe for 4 people and rewrite it for 8 people, e.g.

4 people	8 people
125g flour	250g flour
50g butter	100g butter
75g sugar	150g sugar
30ml treacle	60ml treacle
1 teaspoon ginger	2 teaspoons ginger

Can you rewrite it for 3 people? Or 5 people?

### Fours

- ◆ Use exactly four 4s each time.
- ◆ You can add, subtract, multiply or divide them.
- ◆ Can you make each number from 1 to 100?
- ◆ Here are some ways of making the first two numbers.

$$1 = (4 + 4)/(4 + 4)$$

$$2 = 4/4 + 4/4$$